

elvial



[elvial.com](http://elvial.com)

**Iconic W77 AI<sup>2</sup>**

**INNOVATIVE TECHNOLOGIES\_  
ELVIAL PRE-ANODIZING 2IN1\_  
ELVIAL I<sup>2</sup> INSULATION TECHNOLOGY\_  
BE DIFFERENT.**

# ICONIC STATEMENT.

ICONIC SYSTEMS ARE SO CAREFULLY CRAFTED THAT EXPERTS IDENTIFY THEIR QUALITIES AND NON-EXPERTS SIMPLY ENJOY THE BENEFITS.

WE HAVE ENVISIONED THIS COLLECTION OF SYSTEMS TO BE THE PINNACLE OF OUR COLLECTIONS.

INDUSTRIAL LOOKS AND TRANSPARENT GLASS SCREENS ARE UPENDED BY OUR FLAT DESIGN ELEMENTS AND MINIMAL INNER FACE WIDTHS.

SOLUTIONS THAT BLUR THE BOUNDARIES BETWEEN INTERIORS AND EXTERNAL ENVIRONMENTS WITH THE FORMER JUXTPOSING THE LATTER.

UNIQUE DESIGN IS COMBINED WITH TECHNOLOGY THAT STANDS OUT OFFERING TO ARCHITECTS THE FREEDOM TO DESIGN IMAGINATIVELY AND DELIVER PROJECTS WITH UNPARALLELED CHARACTER.

**BE INSPIRED WITH NO BORDERS NOW.  
BE INSPIRED. BE FREE.**

# ICONIC W77 AI<sup>2</sup>

You need the maximum freedom  
with no compromises; to design and realize your  
ideas on demanding projects,  
when quality standards and design come first.

## STARTING FROM

- // classic linear sections
- // to minimal easy-access blind sash  
typologies [ BS ]
- // to window wall constructions with  
linear or steel look design.

Iconic W77 AI<sup>2</sup> offers you  
endless solutions in both  
European groove mechanism [CE] and  
Multilock groove mechanism.

**ONE SYSTEM.  
ENDLESS SOLUTIONS.**



## ICONIC W77 AI<sup>2</sup>

Elegant though robust. Maximize your openings as  
Iconic W77 AI<sup>2</sup> can support up to 200kg sash weight.

**Iconic W77 AI<sup>2</sup>.ML** | for Multilock groove mechanism  
**Iconic W77 AI<sup>2</sup>.CE** | for European groove mechanism [CE]

### *Classic Linear typologies*

*Windows,  
Balcon doors,  
Window Walls*


## ICONIC W77 AI<sup>2</sup>\_BS

When Steel Contours & Minimal design is what  
you are looking for your windows,  
the Iconic W77 AI<sup>2</sup>\_BS edition fits you the most.

**Iconic W77 AI<sup>2</sup>.ML\_BS** | for Multilock groove mechanism  
**Iconic W77 AI<sup>2</sup>.CE\_BS** | for European groove mechanism [CE]

### *Blind Sash typologies*

*Windows,  
Balcon doors,  
Window Walls*



# Iconic W77 AI<sup>2</sup>\_BS

With the blind sash you get much more than meets the eye.

Streamlined minimal looks meet well engineered energy efficiency.

Who would have thought that something so elegant is packed with technologies.

# W



# FREE DOM

Freedom for creativity and excellence in implementation.

The sleek contours prove to be an aesthetic asset for constructions that need to make a statement or for private small scale buildings that need to make their users feel like home.



# VIEW

Open a whole new world of possibilities.

The system that allows for streamlined minimal looks and unique architectural creations.



LU  
XU  
RY

Design and exceptional functionality come together with our most advanced technologies for performance and security.

We did our best.  
Now it's your turn.



# Iconic W77 AI<sup>2</sup>

There are times that you need something special. But 'special' is not always synonymous to 'unique'.

Special is about flexibility, versatility and adaptability to any scale and circumstance.

It is not about compromise.

It is about putting your vision in the right frame and reaping the benefits.





# MI NI MAL

Defy scale and circumstance with this flexible and adaptable solution.

Create and develop the constructions that will truly make a difference.



# DESIGN SIGNATURE

Our Iconic W77 AI<sup>2</sup> stands out perfectly for whatever interior style you want.

A wide range of colors and textures, enabling to choose your favourite one.



# INSPIRATION

Ratio and proportion are our favourite game. We take extra meticulous care of design, so your versatile solution is aesthetically impeccable, as well.

# Attention to Details.

An ingenious take on elegance.

The precise lines, slim contours and attenuated particulars that make the Iconic collection aesthetically exceptional are present in this solution.

Put your creativity to work to see what it can do for you.



W77 AI².ML EDITION  
W77 AI².ML\_BS EDITION

### UNOBSTRUCTED TRANSIT

Open passage thanks to just 20mm height frame. Ideal for PWD and children.



### SAME LEVEL APPEARANCE INWARDS

Ultimate same level appearance on the inner side of the window, thanks to the application of a specially designed frame. Ideally featured to the application of a hidden tilt and turn mechanism.



W77 AI².ML\_BS EDITION


### MAXIMUM VIEW

The conjunction of sashes never looked sleeker. The integrated adjoining profile minimizes the central vertical profile view to just 78mm.



### FIRM & MINIMAL

Specially designed T - profiles with inner reinforcement upping of just 10mm, ideal for sturdy constructions with wide openings, consistent with modern architectural trends.



W77 AI².ML\_BS EDITION  
W77 AI².CE\_BS EDITION

### INDUSTRIAL DESIGN WINDOW WALLS

This exclusively developed and uniquely designed collection of profiles allows you to create window walls with an exemplary industrial look and feel.

# Extra Features.

Form follows function, they said.

We glorified form by concealing the functional components.

Hinges to open or tilt that go undetected.



# Extra Features.

Handles so sophisticated that render grace to industrial design.

AVAILABLE IN ML EDITIONS



## COLORS



Black



Inox  
Satine



Natural  
Anodized

AVAILABLE IN CE EDITIONS



## COLORS



Black




White




Grey

# The TECHNOLOGY


## SUPERIOR THERMAL INSULATION



**ELVIAL I<sup>2</sup> \_ INNOVATIVE INSULATION TECHNOLOGY**  
The Innovation ELVIAL I<sup>2</sup> Technology is applied to all system profiles. This way, an extra insulation zone is created in the middle chamber of the profile, boosting the system's energy performance by up to 38%.



**WIDE INSULATING BARS 42mm**  
Wide insulating bars of 42mm with glass fiber re-inforcement 25%, are applied to all system profiles, adding extra thermal insulation and extra rigidity.




**CO-EXTRUDED GASKETS**  
Co-extruded gaskets are used in the central and perimetrical area of the window, whilst low density polyethylene is applied below the glazing area, optimizing the isothermal flows.

## LOOKING FOR THE BIG PICTURE

We are committed to an ambitious policy aimed at limiting the direct and indirect impacts of our activities on the environment, throughout the life cycle of our products. ELVIAL always sets more ambitious targets for reducing environmental pollution and aims to help its customers reduce emissions through greener aluminum products.


## ADVANCED SEALING SYSTEM



**OPTIMAL 3-LEVEL SEALING**  
Optimal 3-level waterproofing with specially designed EPDM and co-extruded gaskets.



**EPDM CORNERS**  
Special vulcanized EPDM corners ensuring maximum sealing at edge corners of the window, even at extreme weather conditions.



**EPDM ADJOINING PROFILE END CUP**  
The EPDM adjoining profile end cup ensures excellent waterproof performance, even on double sash typologies.

## GOALS WE ACHIEVE:

- // We have the right suppliers - suppliers dedicated to responsible practices and innovative ways in order to reduce carbon footprint.
- // We're committed to the highest standards in aluminium recycling, and always looking for new opportunities through investment, technology and innovation.
- // We drive to minimize waste in every possible way. From the materials we purchase to the aluminium we use, the goal is always zero waste.
- // We implement a certified environmental management system (ISO 14001).




# The ENERGY LEVELS

Different conditions in environment and climate demand tailored solutions.


There are four energy level variables to this product so you can devise the best answer to any demand.

LEVEL 1 | Uf:  $\geq 1.8$  W/m<sup>2</sup>K




BASIC

LEVEL 2 | Uf:  $\geq 1.1$  W/m<sup>2</sup>K




ELVIAL I<sup>2</sup> \_ INNOVATIVE INSULATION TECHNOLOGY

LEVEL 3 | Uf:  $\geq 0.93$  W/m<sup>2</sup>K



ELVIAL I<sup>2</sup> \_ INNOVATIVE INSULATION TECHNOLOGY  
FOAMED EPDM GASKET INSULATION

LEVEL 4 | Uf:  $\geq 0.88$  W/m<sup>2</sup>K









ELVIAL I<sup>2</sup> \_ INNOVATIVE INSULATION TECHNOLOGY  
FOAMED EPDM GASKET INSULATION  
POLYETHYLENE INSULATION

# The IDENTITY

It's a feeling. It's precious. What should be kept outside -noise, water, wind- is kept outside. What's inside is safe and sound. This is where we set our boundaries and keep them intact.

The performance of ICONIC W77 Al<sup>2</sup> on all factors affecting interior environment is outstanding and certified by the German Institute Ift Rosenheim.

		<u>BS</u>	<u>CLASSIC</u>
<b>System Depth</b>		77 mm	77 mm
<b>Min Face Height</b> <i>Frame - Sash</i>		66 mm	89 mm
<b>Min Face Height</b> <i>Threshold - Sash</i>		56 mm	-
<b>Min Face Width</b> <i>Middle Mullion</i>		78 mm	154.5 mm
<b>Max Sash Height</b>		2.400 mm	2.800 mm
<b>Max Sash Width</b>		1.200 mm	1.600 mm
<b>Max Sash Weight</b>		130 kg	200 kg
<b>Max Glass Thickness</b>		46 mm or 32 mm	56 mm



# The PERFORMANCE

Create the maximum impact. Enjoy less frame and more of everything else; warmth, comfort, light and scenery.

<u>CHARACTERISTIC</u>	<u>STANDARD</u>	<u>VALUE</u>
<b>ENERGY</b>		
Thermal Insulation Uf	EN ISO 10077-2	≥ <b>0.88</b> [ Classic ] ≥ <b>1.4</b> [ BS ]
<b>COMFORT</b>		
Air Permeability	EN 12207	up to <b>4</b> [ 600Pa ]
Water Tightness	EN 12208	up to <b>E1200</b> [ 1.200Pa ]
Resistance to Wind Load	EN 12210	up to <b>C5 / B5</b> [ 2.000Pa ]




# The TYPOLOGIES

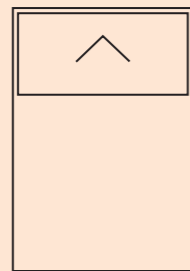
ICONIC W77 AI<sup>2</sup> offers a plethora of construction solutions that will definitely exceed your expectations and deliver projects with unparalleled character.



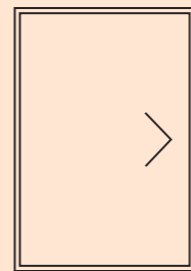
## SINGLE SASH WINDOWS



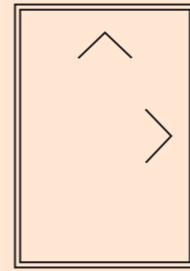
Fixed Window (square, round)



Fixed Window with Skylight



Opening Window

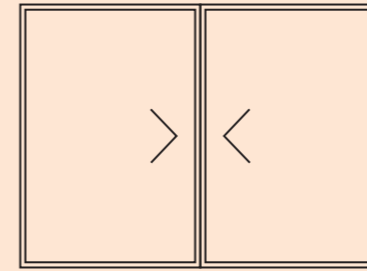


Tilt & Turn Window

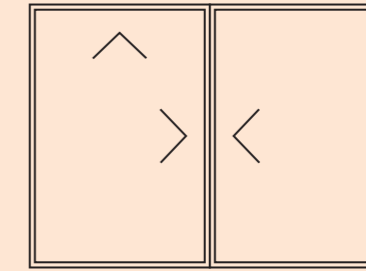


Top Hung Window

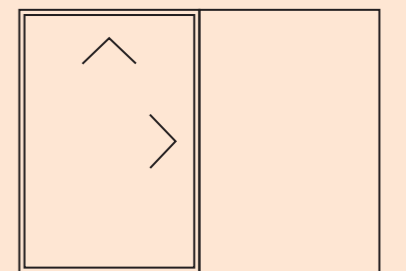
## DOUBLE SASH WINDOWS



Opening Window

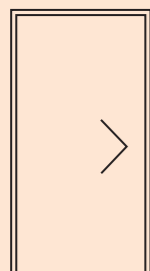


Tilt & Turn Window

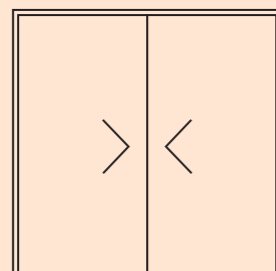


Tilt & Turn Window with Fixed

## DOORS



Single Door Inward Opening

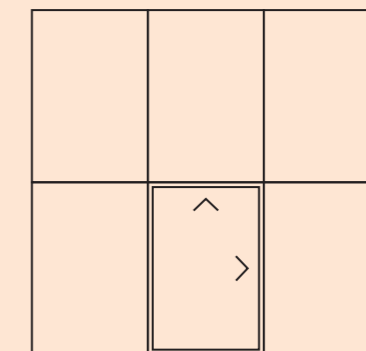


Double Door Inward Opening

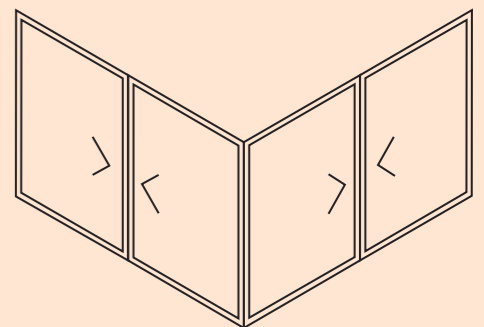


Outward Opening Window

## SPECIAL TYPOLOGIES



Window wall with Tilt & Turn Window



Angular construction

## The FINISHINGS

The right choice of color may uplift the aesthetic result and add value to the building image, contributing, at the same time, to the well-being of everyday users.

There are 2 basic technologies developed for surface treatment. Powder Coating and Anodizing.

BUT if you want to achieve the ultimate combination of these 2 methods the solution is given by Pre-anodizing.

### ELVIAL PRE-ANODIZING 2IN1

- // Zero waiting time
- // Spotless environment
- // Robotic handling

#### THIS IS WHAT ELVIAL Pre-Anodizing 2in1 is all about.

ELVIAL owns the first in Greece and one out of seven worldwide, fully automated serial pre-anodizing and powder coating lines.

ELVIAL Pre-Anodizing 2in1 facility is robotic. No human hand meddles with the materials; the production environment is free of dust and other aggravating factors.

The profiles are subdued to an electrochemical procedure identical to that of anodizing.

### STRONGER THAN TIME. STRONGER THAN ELEMENTS.

The aluminum profiles are placed in an underground tunnel and submerged in a sulfuric acid solution. Pre-anodizing produces an anodic substrate on the surface of the aluminum profile that protects it from corrosion.

Then the profiles are serially painted, eliminating waiting time, whilst the pores on the aluminium surface of the profile are completely sealed.

Pre-anodized aluminum profiles are automatically categorized as **Sea Proof Plus**.

ELVIAL Pre-Anodizing 2in1 is uniquely combined with Class 2 Super Durable powder coatings.



# Our COLOR COLLECTION

Colors can be playful and eye catching. They can be soothing and encompassing. The hues and textures are of utmost importance because they highlight the design.

We form them keeping in mind prominent architects' preferences and international trends.

This is  
ELVIAL COLOR COLLECTION  
[Favorites\_ Express and Favorites]

## CLASS 2 SUPER DURABLE

Do the right choice.

Combine pre-anodizing with class 2 powder coating colours. Achieve maximum anti-corosion and radiance resistance, even under extreme sun light.

The super durable powder coatings are 3 times more resistant to sun radiation and render the profiles practically indestructible.


AMMOS.7024




SAHARA.503



SAHARA.507



YW365F.GRIS 2150



STR.3004




SAHARA.509



MESOGIOS.807



AMMOS.9010



MESOGIOS.815




MESOGIOS.813




STR.7037




MESOGIOS.809




AMMOS.7047




YW356F.GRIS 2800



STR.3005



AMMOS.9005



# The COMBINATION

## GO FOR A TOTAL LOOK WITH D77.HI<sup>2</sup>

Unlimited creativity meets  
maximum performance.

With a basic depth of 77mm,  
outstanding thermal insulation and  
certified RC3 security levels this  
door is supremely complimented  
by ICONIC W77 Al<sup>2</sup> windows and  
combines impeccable taste and  
exceptional quality.



# RC3

## ATTENTION TO DETAILS

- // Same level appearance Inside Out.
- // Ideal operation regardless the weather conditions,  
due to the incorporation of anti-distortion polyamides.

## EXTRA FEATURES

- // Rollenband heavy duty hinges, customized  
for ELVIAL D77.HI<sup>2</sup> by Dr. Hahn Gemany.
- // An extended range of WINKHAUS locking solutions,  
providing RC3 anti-burglar resistance.

# Our SUPPORT

## WE ARE HERE FOR YOU

We always search for technology, for design and beyond that we search for excellence.

We collaborate as a strong team, in order to give you that.

We answer to technical or non-technical questions, we offer a wide range of products always having in mind that you control unique and demanding projects.

We act quickly and instantly because everything we do impacts on your customers; so you need to operate effectively.



## ELVIAL FOR YOU

- // Technical manuals
- // dwg and BIM files
- // Section drawings
- // Construction plans and structural calculations
- // Customized solutions in order to fit the specifications
- // Certificates for Uf, wind loads, water tightness, air permeability

However all that matters in the end is the delivered quality. ELVIAL has a certified network of partners, with extensive experience and excellent training that will complete projects in accordance with timelines and high quality standards.

## ELVIAL FOR YOUR CLIENTS

- // B2C brochures
- // Samples for colors in order to see and feel finishings and textures
- // Product boxes
- // Reference projects from our product collections



**INNOVATIVE TECHNOLOGIES\_  
ELVIAL PRE-ANODIZING 2IN1\_  
ELVIAL I<sup>2</sup> INSULATION TECHNOLOGY\_  
BE DIFFERENT.**



**elvial**

**elvial.com**

While every effort has been made to ensure information accuracy, ELVIAL bears no responsibility for typographic errors or omissions. Copyright © ELVIAL 2020.

ELVIAL77EN102020